



Yadav Measurements

TEST CERTIFICATE

Issued by :
YADAV MEASUREMENTS PRIVATE LIMITED

Plot no. F-373-375 RIICO Bhamashah Industrial Area,
Kaladwas ,Udaipur-Rajasthan-313003, INDIA
Tel: 0091-294-2650127,28, Fax: 0091-294-2650129
Email: Yadav.Measurements@ymllabs.com
website: www.yadavmeasurements.com
CIN number: U31909RJ2003PTC018450



TC-6594


Certificate number:YMPL/310039/108529		ULR-TC659419000000542F	Page 1 of 13
1	Submitted By	POWERTRAC INDUSTRIES Reg. Office: 63/122, Heera Path, Mansarovar, Jaipur-302020 (Raj.)	
2	Tested For	POWERTRAC INDUSTRIES Reg. Office: 63/122, Heera Path, Mansarovar, Jaipur-302020 (Raj.)	
3	Service request form number	2019-2020/301/1	
	Date of receipt of the instrument	27 th May, 2019	
	Condition of item	Satisfactory	
4	Location of testing	YADAV MEASUREMENTS PRIVATE LIMITED Plot no. F-373-375 RIICO Bhamashah Industrial Area, Kaladwas ,Udaipur-Rajasthan-313003, INDIA	
5	Testing details		
	Date of issue	11 th June, 2019	
	Date of Testing	30 th May, 2019 to 10 th June, 2019	
6	Description of equipment under test		
	Name of Equipment	RESIN CAST W/P CT	
	Serial number	16695	
	Make	Powertrac	
	Drawing No.	NT/CT/74/45(20)A	
	Standard Reference	IS 2705(Part I & II)-1992	
	CT Burden VA	10VA	
	CT Ratio	100/5 A	
	Class of accuracy	0.5S	
	Construction Type	BAR TYPE	
	Application type	INDOOR TYPE	
	HSV/IL	0.66/3kV	
	Insulation class	E	
	Rated continuous Thermal current	120% of rated current	
	Rated Frequency	50 Hz	
Rated short time current & its duration	5kA,1Sec		
No. of cores	One		
ISF	≤5		
7	Environmental conditions of measurements :-		
	Temperature /Relative Humidity	25±4°C / <70%	
8	Witnessed by	Nil	
9	Details of essential parts of EUT	Nil	
10	Details of Supporting structure	CT was fixed on firm base tightened with suitable nuts and bolts and CT primary was connected with bus bars.	
11	General description	It is used for general applications or measurements/control gear.	
12	Operating Mechanism details	Nil	

Checked by :

KSD
Kalyan Singh

Approved by : SCIENTIFIC

Sunay
SUNAY DIXIT





Yadav Measurements

TEST CERTIFICATE

Issued by :
YADAV MEASUREMENTS PRIVATE LIMITED

Plot no. F-373-375 RIICO Bhamashah Industrial Area,
Kaladwas ,Udaipur-Rajasthan-313003, INDIA
Tel: 0091-294-2650127,28, Fax: 0091-294-2650129
Email: Yadav.Measurements@ymllabs.com
website: www.yadavmeasurements.com
CIN number: U31909RJ2003PTC018450



TC-6594

Certificate number: YMPL/310039/108529

ULR-TC659419000000542F

Page 2 of 13

13 TEST DETAILS


Sr. No.	Tests carried out	Clause No.	Standard No.	Page No.	Status	Result
1	Verification of Terminal markings & polarity	9.2	IS: 2705 (Part-1) - 1992	5	Done	Conform
2	High voltage power frequency dry test (both on primary & secondary)	9.3 & 9.4	IS: 2705 (Part-1) - 1992	5	Done	Conform
3	High voltage power frequency wet withstand voltage tests on outdoor current transformers upto and including 245kV	9.9	IS: 2705 (Part-2) - 1992	-	Not Applicable	Not Applicable
4	Over voltage inter-turn test	9.5.1	IS: 2705 (Part-1) - 1992	5	Done	Conform
5	Determination of errors according to the requirements of the appropriate designation or accuracy class	7.1.1	IS: 2705 (Part-2) - 1992	6	Done	Conform
6	Temperature rise test	9.7	IS: 2705 (Part-1) - 1992	6	Done	Conform
7	Measurement of instrument security factor (ISF) (Instrument security current test)	7.1.2	IS: 2705 (Part-2) - 1992	7	Done	Conform
8	Short time current test	9.1.1 (a), 9.6	IS: 2705 (Part-1) - 1992	7	Done	Conform
8.1	Pre STC test determination of errors according to the requirements of the appropriate designation or accuracy class	7.1.1	IS: 2705 (Part-2) - 1992	7		
8.2	Short time thermal current test & dynamic current test	9.1.1 (a), 9.6	IS: 2705 (Part-1) - 1992	8		
8.3	Post STC test determination of errors according to the requirements of the appropriate designation or accuracy class	7.1.1	IS: 2705 (Part-2) - 1992	9		

Checked by :

KSO

Approved by :

Amay





Yadav Measurements

TEST CERTIFICATE

Issued by :
YADAV MEASUREMENTS PRIVATE LIMITED

Plot no. F-373-375 RIICO Bhamashah Industrial Area,
Kaladwas ,Udaipur-Rajasthan-313003, INDIA
Tel: 0091-294-2650127,28, Fax: 0091-294-2650129
Email: Yadav.Measurements@ymllabs.com
website: www.yadavmeasurements.com
CIN number: U31909RJ2003PTC018450




TC-6594

Certificate number:YMPL/310039/108529			ULR-TC659419000000542F			Page 3 of 13	
8.4	Post STC test high voltage power frequency dry test (both on primary & secondary)	9.3 & 9.4	IS: 2705 (Part-1) - 1992	9			
8.5	Post STC test over voltage inter-turn test	9.5.1	IS: 2705 (Part-1) - 1992	9			
9	Lightening impulse test for current transformers for service in electrically exposed installation	9.8	IS: 2705 (Part-2) - 1992	-	Not Applicable	Not Applicable	
10	Switching impulse voltage tests for current transformers of 420kV and above	9.11	IS: 2705 (Part-2) - 1992	-	Not Applicable	Not Applicable	
11	ANNEX-1 (OSCILLOGRAM of short time current(STC) test) for details see point 20.2			10	-	-	
12	ANNEX-2 (Photographs of EUT)			11	-	-	
13	Drawing of CT (provided by customer)			12	-	-	

Checked by :

Approved by :





Yadav Measurements

TEST CERTIFICATE

Issued by :
YADAV MEASUREMENTS PRIVATE LIMITED
 Plot no. F-373-375 RIICO Bhamashah Industrial Area,
 Kaladwas ,Udaipur-Rajasthan-313003, INDIA
 Tel: 0091-294-2650127,28, Fax: 0091-294-2650129
 Email: Yadav.Measurements@ymllabs.com
 website: www.yadavmeasurements.com
 CIN number: U31909RJ2003PTC018450



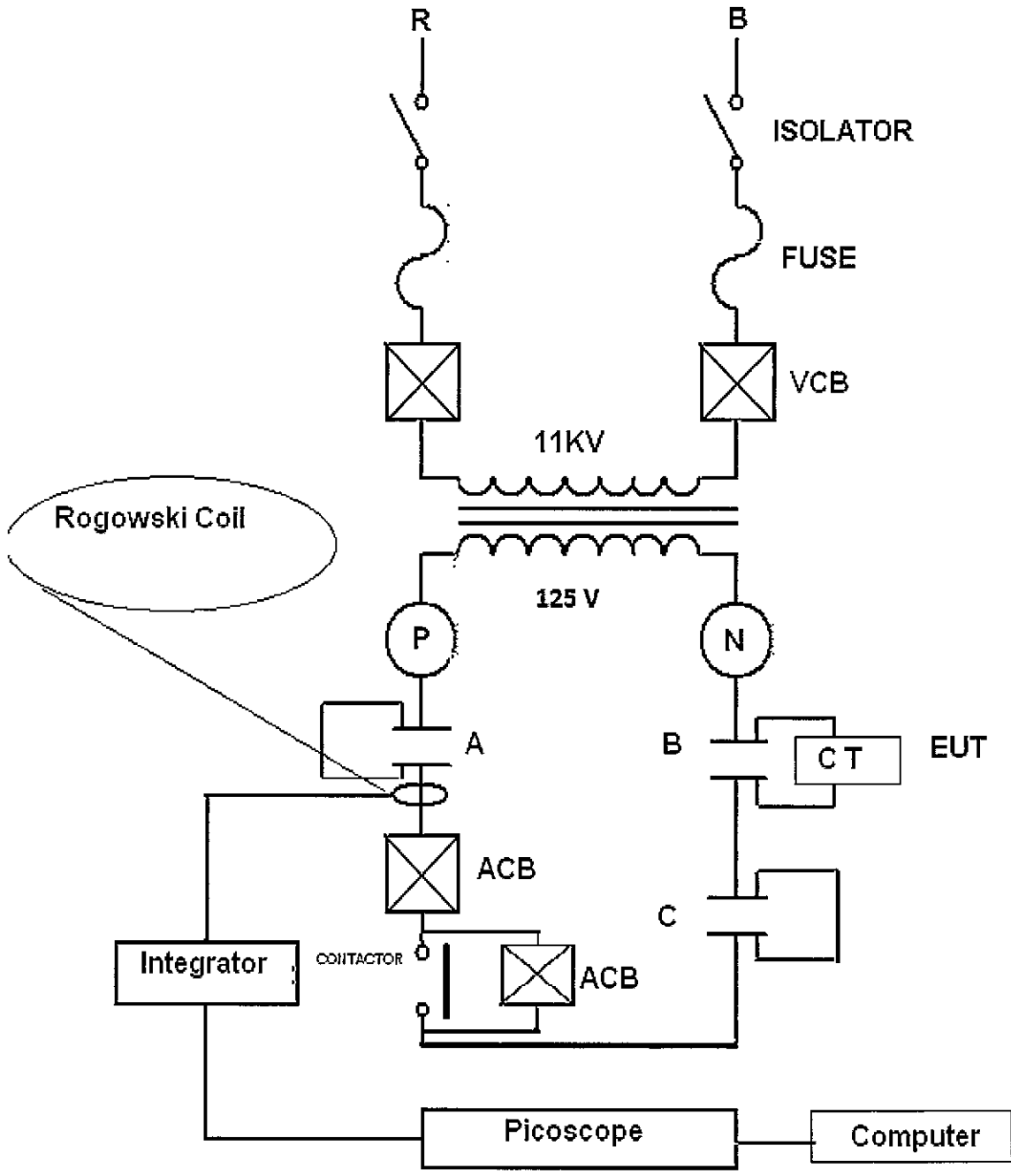
TC-6594

Certificate number:YMPL/310039/108529

ULR-TC659419000000542F




Page 4 of 13

Details of testing arrangements (STC TEST)



Checked by :

Approved by :

 Yadav Measurements	TEST CERTIFICATE		  TC-6594
	Issued by : YADAV MEASUREMENTS PRIVATE LIMITED Plot no. F-373-375 RIICO Bhamashah Industrial Area, Kaladwas ,Udaipur-Rajasthan-313003, INDIA Tel: 0091-294-2650127,28, Fax: 0091-294-2650129 Email: Yadav.Measurements@ymllabs.com website: www.yadavmeasurements.com CIN number: U31909RJ2003PTC018450		

Certificate number:YMPL/310039/108529

ULR-TC659419000000542F

Page 5 of 13

14. VERIFICATION OF TERMINAL MARKINGS AND POLARITY

Primary winding terminals : P1 - P2
 Secondary winding terminals : S1 - S2

Result : Conform

15. HIGH VOLTAGE POWER FREQUENCY DRY TEST




Sr. No.	Tests	Applied voltage	Duration	Result
1	Between primary winding terminals connected together and both secondary terminal connected together with earth	3.0 kV	60 Sec.	Withstood
2	Between secondary winding terminals connected together and both Primary terminal connected together with earth	3.0 kV	60 Sec.	Withstood




Remarks: Conform

16. OVER VOLTAGE INTER-TURN TEST

Test	Duration	Result
Current Passed through the Primary of CT & increased in such way that, either the peak voltage across secondary is 4.5 kV peak or rated primary current, whichever attends first. No disruptive discharges were observed.	60 sec.	Withstood

Result : Conform

Checked by : 	Approved by :  
--	---

 Yadav Measurements	TEST CERTIFICATE		  TC-6594
	Issued by : YADAV MEASUREMENTS PRIVATE LIMITED Plot no. F-373-375 RIICO Bhamashah Industrial Area, Kaladwas ,Udaipur-Rajasthan-313003, INDIA Tel: 0091-294-2650127,28, Fax: 0091-294-2650129 Email: Yadav.Measurements@ymllabs.com website: www.yadavmeasurements.com CIN number: U31909RJ2003PTC018450		

Certificate number:YMPL/310039/108529

ULR-TC659419000000542F

Page 6 of 13

17. DETERMINATION OF ERRORS ACCORDING TO THE REQUIREMENTS OF THE APPROPRIATE DESIGNATION OR ACCURACY CLASS
Tested between secondary terminals S1-S2
At rated i.e. 100% burden

Sr. No.	Test at % of rated current applied	VA =10 at 0.8 Lag Power factor			
		Specified Limits (±%)	Measured Ratio error (%)	Specified Limits (± min.)	Measured Phase error(min.)
1	120	0.50	-0.033	30	0.28
2	100	0.50	-0.054	30	0.86
3	20	0.50	-0.189	30	5.18
4	5	0.75	-0.378	45	10.79
5	1	1.50	-0.938	90	17.27

At 25% burden of rated

Sr. No.	Test at % of rated current applied	VA =2.5 at unity Power factor			
		Specified Limits (±%)	Measured Ratio error (%)	Specified Limits (± min.)	Measured Phase error(min.)
1	120	0.50	0.269	30	5.32
2	100	0.50	0.267	30	5.60
3	20	0.50	0.236	30	7.87
4	5	0.75	0.156	45	11.65
5	1	1.50	-0.225	90	28.19

Result : Conform
18. TEMPERATURE RISE TEST :-




The continuous test current is equal to rated continuous thermal current at rated frequency with unity power factor was circulated in the CT Primary. Rated burden was connected across the secondary of the CT. At steady state, the temperature rise of the body, secondary winding and ambient was recorded as mentioned below.




Observation: - Temperature rise of

- I) Secondary Winding (Resistance method): S1- S2 16.1 °C
II) Body (thermocouple method) : 12.0 °C
At Ambient temperature : 29.0 °C

In both the cases I & II temperature rise was found within the specified Limit of 70°C.

Result : Conform

Checked by : 	Approved by :  
---	---

 Yadav Measurements	TEST CERTIFICATE		  TC-6594
	Issued by : YADAV MEASUREMENTS PRIVATE LIMITED Plot no. F-373-375 RIICO Bhamashah Industrial Area, Kaladwas ,Udaipur-Rajasthan-313003, INDIA Tel: 0091-294-2650127,28, Fax: 0091-294-2650129 Email: Yadav.Measurements@ymllabs.com website: www.yadavmeasurements.com CIN number: U31909RJ2003PTC018450		

Certificate number:YMPL/310039/108529	ULR-TC659419000000542F	Page 7 of 13
---------------------------------------	------------------------	--------------

**19. MEASUREMENT OF INSTRUMENT SECURITY FACTOR (ISF)
(INSTRUMENT SECURITY CURRENT TEST)**

Excitation Current (lex) Amp.	SLV Computed (Volt)	Measured Secondary Voltage at lex. (Volt)	ISF		Composite error (%)	
			Required	Measured	Required	Calculated
2.5	11.95	7.88	≤5	3.30	≥10	15.17

Result : Conform

20. SHORT TIME CURRENT TEST




TEST BEFORE SHORT TIME CURRENT TEST




20.1 PRE STC TEST DETERMINATION OF ERRORS ACCORDING TO THE REQUIREMENTS OF THE APPROPRIATE DESIGNATION OR ACCURACY CLASS

Tested between secondary terminals S1-S2
At rated i.e. 100% burden

Sr. No.	Test at % of rated current applied	VA =10 at 0.8 lag Power factor			
		Specified Limits (±%)	Measured Ratio error (%)	Specified Limits (± min.)	Measured Phase error(min.)
1	120	0.50	-0.033	30	0.28
2	100	0.50	-0.054	30	0.86
3	20	0.50	-0.189	30	5.18
4	5	0.75	-0.378	45	10.79
5	1	1.50	-0.938	90	17.27

Result : Conform

Checked by : 	Approved by :  
---	--



 Yadav Measurements	TEST CERTIFICATE	  TC-6594
	Issued by : YADAV MEASUREMENTS PRIVATE LIMITED Plot no. F-373-375 RIICO Bhamashah Industrial Area, Kaladwas ,Udaipur-Rajasthan-313003, INDIA Tel: 0091-294-2650127,28, Fax: 0091-294-2650129 Email: Yadav.Measurements@ymllabs.com website: www.yadavmeasurements.com CIN number: U31909RJ2003PTC018450	


Certificate number:YMPL/310039/108529	ULR-TC659419000000542F	Page 8 of 13
---------------------------------------	------------------------	--------------




20.2. SHORT TIME THERMAL CURRENT TEST & DYNAMIC CURRENT TEST

Test	Duration	Remarks
<p>Rated Short time Current of 12.5 kA peak and 5kA RMS was passed through the Primary of CT with secondary winding short circuited for rated time.</p> <p>Current density shall be less than 180A/mm² for copper winding.</p> <p>The current transformer shall have passed the short-time current tests if, after cooling to ambient temperature, it satisfies the following conditions:</p> <ol style="list-style-type: none"> 1. It is not visibly damaged. 2. Its errors after demagnetization do not differ from those recorded before the tests by more than half the limits of error appropriate to its accuracy class. 3. On examination the insulation next to the surface of the conductor does not show significant Deterioration (e.g carbonization) This is not required if rated short time thermal current does not exceed 160A/mm² for copper winding. 4. High Voltage power frequency dry test 5. Over Voltage Inter-turn test 	<p>1 sec.</p>	<p>See Annex -1 OSCILLOGRAM of STC test</p> <p>Current density observed is 67A/mm².</p> <p>After STC test on CT the observations are as below:-</p> <ol style="list-style-type: none"> 1. It is not visibly damaged. 2. Deviation in Errors after demagnetization at rated burden from pre STC error test, found within half of the respective limits of its accuracy class, Refer Point 20.3 (A) 3. Current density is observed of copper cable going through Bar of CT is 67A/mm². However on examination the insulation next to the surface of the conductor have not shown any significant deterioration. 4. Withstood, Refer Point 20.3 (B) 5. Withstood, Refer Point 20.3 (C)

Result : Conform

Checked by : 	Approved by : 
--	---



 Yadav Measurements	TEST CERTIFICATE		  TC-6594
	Issued by : YADAV MEASUREMENTS PRIVATE LIMITED Plot no. F-373-375 RIICO Bhamashah Industrial Area, Kaladwas ,Udaipur-Rajasthan-313003, INDIA Tel: 0091-294-2650127,28, Fax: 0091-294-2650129 Email: Yadav.Measurements@ymllabs.com website: www.yadavmeasurements.com CIN number: U31909RJ2003PTC018450		

Certificate number:YMPL/310039/108529	ULR-TC659419000000542F	Page 9 of 13
---------------------------------------	------------------------	--------------

20.3. TEST AFTER SHORT TIME CURRENT TEST

A. POST STC TEST DETERMINATION OF ERRORS ACCORDING TO THE REQUIREMENTS OF THE APPROPRIATE DESIGNATION OR ACCURACY CLASS

Tested between secondary terminals S1-S2
 At rated i.e. 100% burden

Test at % of rated current applied	VA =10 at 0.8 lag Power Factor		Difference in error after Short time current test.			
	Measured Ratio error (%)	Measured Phase error (min.)	Specified Variation Limit (±%)	Ratio error (Variation %)	Specified Variation Limit (± min.)	Phase error (Variation min.)
120	-0.074	-0.12	0.25	-0.041	15	-0.40
100	-0.095	0.42	0.25	-0.041	15	-0.44
20	-0.271	6.65	0.25	-0.082	15	1.47
5	-0.448	11.62	0.375	-0.070	22.5	0.83
1	-1.043	19.77	0.75	-0.105	45	2.50

Result : Conform

B. POST STC TEST HIGH VOLTAGE POWER FREQUENCY DRY TEST :-




Sr. No.	Tests	Applied voltage	Duration	Result
1	Between primary winding terminals connected together with both secondary terminal connected together with earth	2.7 kV	60 Sec.	Withstood
2	Between secondary winding terminals connected together with both Primary terminal connected together with earth	2.7 kV	60 Sec.	Withstood

Result : Conform

C. POST STC TEST OVER VOLTAGE INTER-TURN TEST

Test	Duration	Result
Current Passed through the Primary of CT & increased in such way that, either the peak voltage across secondary is 90% of 4.5 kV peak or 90% of rated primary current, whichever attends first. No disruptive discharges were observed.	60 sec.	Withstood

Result : Conform

Checked by : 	Approved by :  
---	---



Yadav Measurements

TEST CERTIFICATE

Issued by :
YADAV MEASUREMENTS PRIVATE LIMITED
 Plot no. F-373-375 RIICO Bhamashah Industrial Area,
 Kaladwas ,Udaipur-Rajasthan-313003, INDIA
 Tel: 0091-294-2650127,28, Fax: 0091-294-2650129
 Email: Yadav.Measurements@ymllabs.com
 website: www.yadavmeasurements.com
 CIN number: U31909RJ2003PTC018450



TC-6594

Certificate number:YMPL/310039/108529

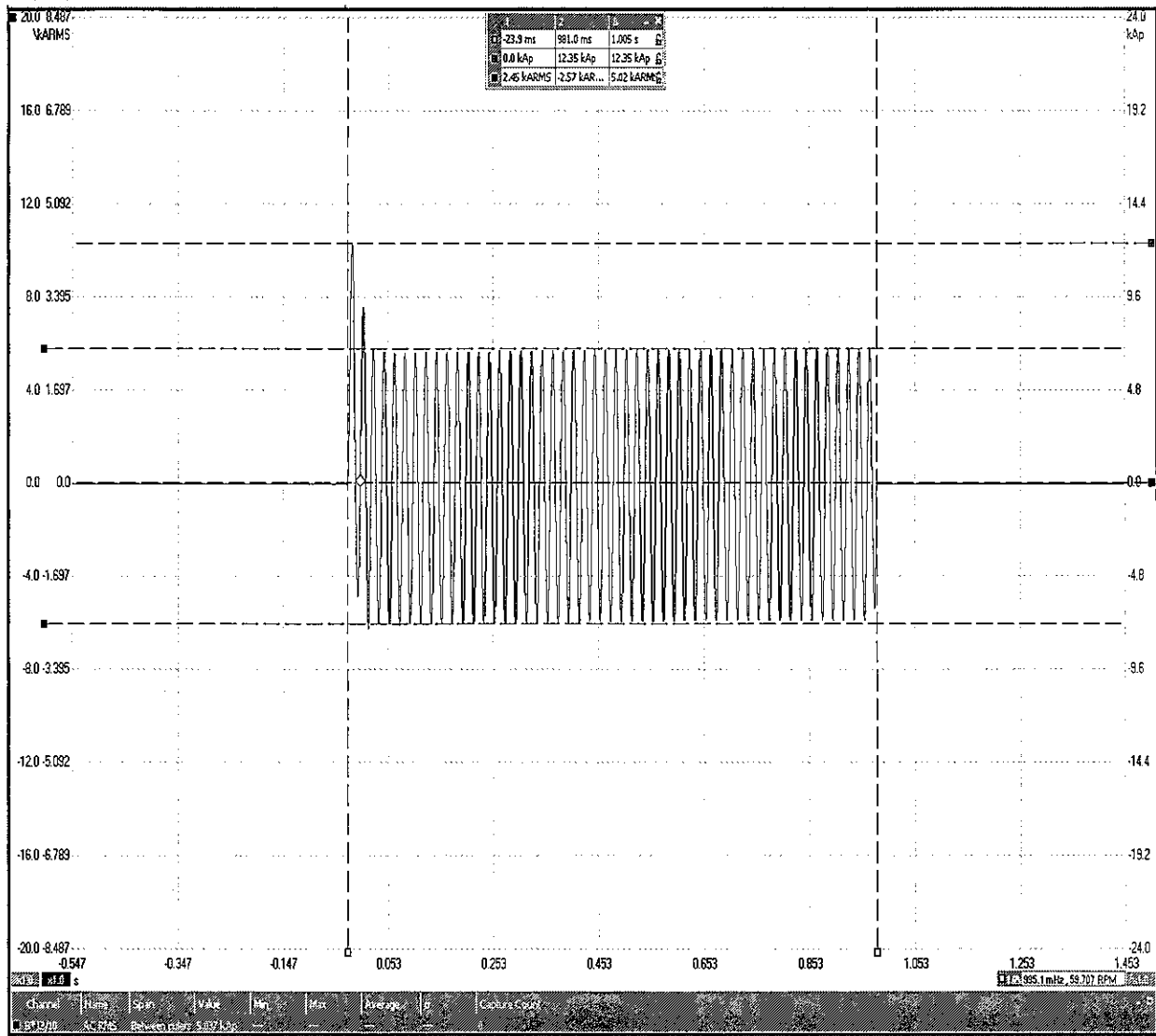
ULR-TC659419000000542F

Page 10 of 13

ANNEX-1


OSCILLOGRAM of short time current(STC) test




Dynamic Current (I_{dy}) = 12.35 kA
 Thermal Current (I_{th}) = 5.02 kA
 Duration = 1.005 Sec



Checked by :

Approved by :

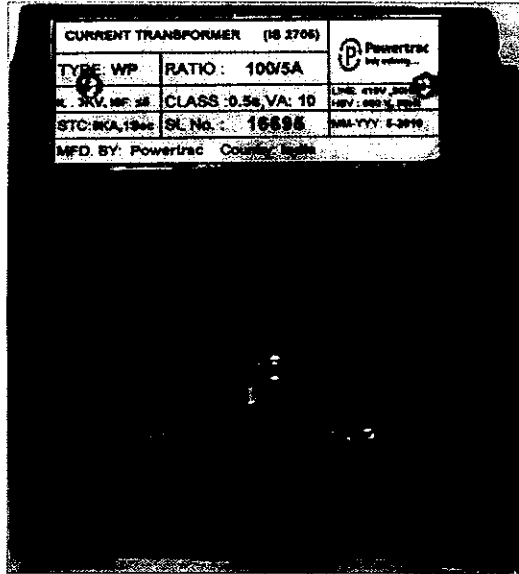


 Yadav Measurements	TEST CERTIFICATE	  TC-6594
	Issued by : YADAV MEASUREMENTS PRIVATE LIMITED Plot no. F-373-375 RIICO Bhamashah Industrial Area, Kaladwas ,Udaipur-Rajasthan-313003, INDIA Tel: 0091-294-2650127,28, Fax: 0091-294-2650129 Email: Yadav.Measurements@ymllabs.com website: www.yadavmeasurements.com CIN number: U31909RJ2003PTC018450	


Certificate number:YMPL/310039/108529	ULR-TC659419000000542F	Page 11 of 13
---------------------------------------	------------------------	---------------




ANNEX-2 (Photographs of EUT)

1. EUT image



2. EUT image



Checked by : 	Approved by :  
---	---



Yadav Measurements

TEST CERTIFICATE

Issued by : **YADAV MEASUREMENTS PRIVATE LIMITED**

Plot no. F-373-375 RIICO Bhamashah Industrial Area,
Kaladwas ,Udaipur-Rajasthan-313003, INDIA
Tel: 0091-294-2650127,28, Fax: 0091-294-2650129
Email: Yadav.Measurements@ymllabs.com
website: www.yadavmeasurements.com
CIN number: U31909RJ2003PTC018450



TC-6594

Certificate number:YMPL/310039/108529

ULR-TC659419000000542F


Page 12 of 13




Drawing of CT

1		2		3		4		5		6																		
RATING PLATE																												
CURRENT TRANSFORMER																												
TYPE :		W/P		RATIO: 100/5A		IL: 3 KV																						
CLASS:		0.5s		VA: 10		LINE: 415VAC,50HZ																						
STC: 5KArms ,1SEC.				CTC: 1.2 TIMES																								
ISF: ≤5				SR. NO.: 16695																								
CAUTION : HIGH VOLTAGE IF SECONDARY IS OPEN																												
CUSTOMER DETAILS:																												
MM-YYYY :																												
MFD. BY : POWERTRAC																												
<table border="1"> <thead> <tr> <th>Sr. No.</th> <th>DESCRIPTION</th> <th>QTY.</th> </tr> </thead> <tbody> <tr> <td>1</td> <td>MALE STUD BRASS ,M5 X10 MM ,PLATED</td> <td>2 Nos.</td> </tr> <tr> <td>2</td> <td>SCREW M5 BRASS ,PLATED</td> <td>2 Nos.</td> </tr> <tr> <td>3</td> <td>PLANE WASHER M5 BRASS ,PLATED</td> <td>4 Nos.</td> </tr> <tr> <td>4</td> <td>RATING PLATE</td> <td>1 Nos.</td> </tr> <tr> <td>5</td> <td>MS MOUNTING CLAMP ,PLATED</td> <td>1 SET</td> </tr> </tbody> </table>											Sr. No.	DESCRIPTION	QTY.	1	MALE STUD BRASS ,M5 X10 MM ,PLATED	2 Nos.	2	SCREW M5 BRASS ,PLATED	2 Nos.	3	PLANE WASHER M5 BRASS ,PLATED	4 Nos.	4	RATING PLATE	1 Nos.	5	MS MOUNTING CLAMP ,PLATED	1 SET
Sr. No.	DESCRIPTION	QTY.																										
1	MALE STUD BRASS ,M5 X10 MM ,PLATED	2 Nos.																										
2	SCREW M5 BRASS ,PLATED	2 Nos.																										
3	PLANE WASHER M5 BRASS ,PLATED	4 Nos.																										
4	RATING PLATE	1 Nos.																										
5	MS MOUNTING CLAMP ,PLATED	1 SET																										
<p>NOTE: 1. ALL DIMENSIONS ARE IN mm. 2. MATERIAL : a) CORE : C.R.G.O. ,SILICON STEEL OR LOW LOSSES CORE b) CONDUCTOR : SUPER ENAMELLED COPPER WIRE c) INSULATION : RESIN CAST 3. INSULATION CLASS : E 4. APPLICABLE STANDARD : IS 2705-1 ,IEC 60044-1</p>																												
DETAILS OF PRIMARY WINDING				SECONDARY DETAILS OF WINDING																								
NO. OF TURNS		3		NO. OF TURNS		60		DRAWN : R.K.VERMA		TITLE: RESIN CAST W/P CT																		
CONDUCTOR USED		EC GRADE COPPER BRADED WIRE		CONDUCTOR USED		SUPER ENAMELLED CU		CHKD BY : GOPAL		100/5 A, 10VA, 0.5s ,PRI. BAR																		
AREA		28 MM ² ±5		AREA		1.5 MM ² ±0.4		APP BY : BHUPENDRA B		TYPE : WOUND PRIMARY CT, INDOOR																		
Powertrac Industries Reg. Office: 63/122, Heera Path, Mansarovar, Jaipur -302020. Mobile: + 91-98290 72389 E-mail: sales@powertrac.in Visit us: www.powertrac.in								TOLLRANCE: ± 5		SCALE		SHEET																
								UNIT: mm		NOT ON SCALE		DATE																
								DRG. NO. : NT/CT 74/45(20)A		ALL DIMENSIONS ARE IN MM UNLESS SPECIFIED		ASSEMBLY NO. /																
THIS DOCUMENT IS COPYRIGHT OF POWERTRAC INDUSTRIES AND SHALL NOT BE DIVULGED, REVEALED, REPRODUCED, COPIED IN WHOLE OR IN PART, NOR USED FOR ANY PURPOSE OTHER THAN SUBMITTED. ASK IN CASE OF ANY DOUBT																												

Checked by :

Approved by :



 Yadav Measurements	<h1>TEST CERTIFICATE</h1>		  TC-6594
	Issued by : YADAV MEASUREMENTS PRIVATE LIMITED Plot no. F-373-375 RIICO Bhamashah Industrial Area, Kaladwas ,Udaipur-Rajasthan-313003, INDIA Tel: 0091-294-2650127,28, Fax: 0091-294-2650129 Email: Yadav.Measurements@ymllabs.com website: www.yadavmeasurements.com CIN number: U31909RJ2003PTC018450		




Certificate number:YMPL/310039/108529

ULR-TC659419000000542F

Page 13 of 13

21. REMARKS:

1. This certificate is specific for E.U.T. for environmental and other conditions mentioned in this Certificate.
2. Only the test(s) asked by the customer has been carried out.
3. This certificate, in full or in part, shall not be published, advertised, used for any legal action, unless prior permission has been secured.
4. Any anomaly/discrepancy in this test report/certificate should be brought to our notice within 45 days from the date of issue.
5. This certificate is issued in accordance with the laboratory accreditation requirements of the National Accreditation Board for testing and calibration laboratories (NABL). This certificate may not be reproduced other than full, except with the prior written approval of the issuing laboratory.
6. These test/tests are covered under " Electrical" Discipline and under "Inductors & Transformers" group.
7. Unless otherwise specified in this certificate, the conform/non conform decisions are taken without consideration of measurement uncertainty.
8. Authenticity of this certificate can be verified by sending details of certificate to Yadav.measurements@ymllabs.com

Checked by : 	Approved by :  
---	--